
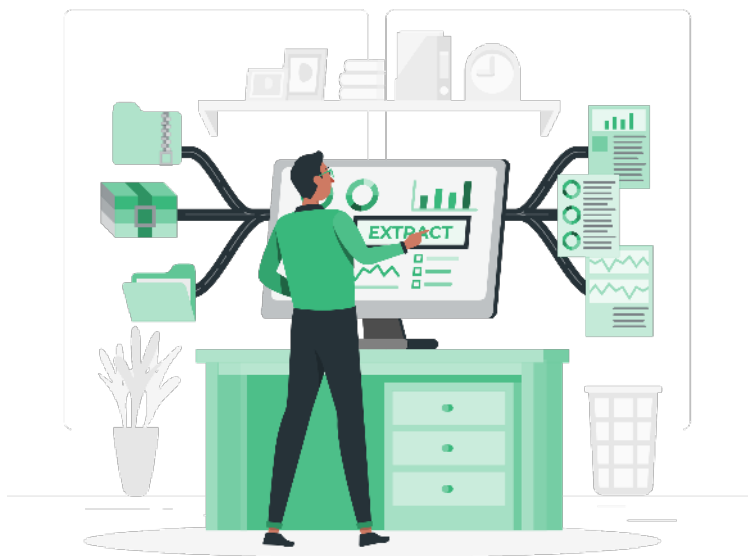


Integration Guide





Data written back into Intergy from Health iPASS

- Base Demographic Data
- Insurance Card Upload
- Support Payment Batches
- Payment posting: Co-pay posted to visit
- Payment posting: Deposit posted to visit
- Payment posting: Deposit posted to Account
- Payment posting: Prior Balance posted to Visit/Encounter
- Document writeback: PDFs, JPGs of Consents, Forms, etc.

About the Health iPASS – Intergy Integration

The Health iPASS - Intergy integration works in to help you accelerate the check-in process, collect more accurate patient information, reduce staff time spent manually transferring patient data, and perform batch eligibility and benefits checks. Patient schedules are automatically imported into Health iPASS every morning, and in real-time throughout the current day. Health iPASS can even pull across most patient balances, saving you time and insuring accuracy!

Data retrieved from Intergy into Health iPASS

- Appointment Loads
- Base Demographic Data
- Insurance Data from PM
- Extended Demographic Data
- Retrieve Patient Balances



What information can we get?

- Address 1
- City
- Chart Number
- Date of Birth
- Email
- Ethnicity
- First Name
- Guarantor
- Home Phone
- Language
- Last Name
- Marital Status
- Mobile Phone
- Provider
- Race
- Sex
- Social Security Number
- State
- Work Phone
- Zip

What information can we post?

- Address 1
- City
- Email
- Ethnicity
- First Name
- Home Phone
- Language
- Last Name
- Marital Status
- Mobile Phone
- Provider
- Race
- Sex
- State
- Work Phone
- Zip



What information can we get?

- Appointment Date
- Statement Life Cycle State
- Encounter Details
- Encounter ID
- Fee
- Adjustment
- Insurance Payment
- Insurance Balance
- Patient Payment
- Other Adjustment
- Patient Balance
- Adjudication Date
- Patient Responsibility Paid-up Date
- Encounter Details
- CPT
- CPT Description
- Fee
- Number of Units
- Service Item ID

What information can we post?

- Patient Payments
- Patient Balance

In order to post payments into Intergy, a daily journal must be opened in intergy by a PSR. The Journal name must be agreed upon during implementation so that nomenclature can be matched in our permanent configurations.



Appointment Details


What information can we get?

- ID
- Start
- Duration
- Patient Alternate ID
- Physician ID
- Facility ID
- Facility Name
- Notes
- Copay
- Status
- Modified
- Type
- Billable
- Department

What information can we post?

- Status

Health iPASS has the ability to writeback appointment statuses within Intergy to Confirm and Arrive appointments automatically.



What information can we get?

- Name
- Document Type ID

Health iPASS can capture general document information from Intergy, but is currently unable to retrieve images directly through the API

What information can we post?

- Name
- Date
- Document Type ID
- File Format
- Body

Using an available set of directory paths exposed in the API Health iPASS can create/upload full PDF or JPG documents in Intergy.*

Insurance Details

What information can we get?

- Payer Name
- Group Number
- Policy Number
- Guarantor



What information can we get?

- Name
- Document Type ID

Health iPASS can capture general document information from Intergy, but is currently unable to retrieve images directly through the API

What information can we post?

- Name
- Date
- Document Type ID
- File Format
- Body

Using an available set of directory paths exposed in the API Health iPASS can create/upload full PDF or JPG documents in Intergy.*

Insurance Details

What information can we get?

- Payer Name
- Group Number
- Policy Number
- Guarantor

