
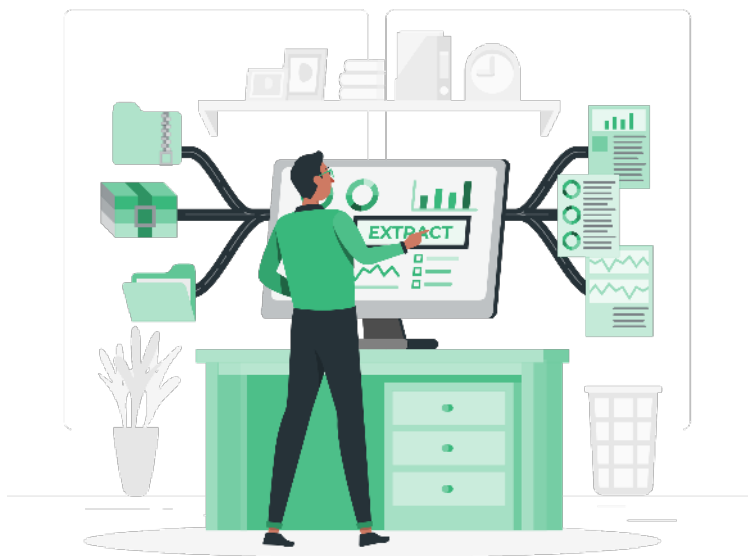


# Integration Guide





## Data written back into Centricity from Health iPASS

- Appointment Confirmation
- Appointment Arrival
- Base Demographic Data
- Insurance card upload
- Payment posting: Co-pay posted to visit
- Payment posting: Deposit posted to visit
- Payment posting: Deposit posted to Account
- Payment posting: Prior Balance posted to Visit/Encounter
- Document writeback: PDFs, JPGs of Consents, Forms, etc.

## About the Health iPASS - Centricity

The Health iPASS - Centricity integration works in to help you accelerate the check-in process, collect more accurate patient information, reduce staff time spent manually transferring patient data, and perform batch eligibility and benefits checks. Patient schedules are automatically imported into Health iPASS every morning, and in real-time throughout the current day. Health iPASS can even pull across most patient balances, saving you time and insuring accuracy!

## Data retrieved from Centricity into Health iPASS

- Appointment Loads
- Base Demographic Data
- Insurance Data from PM
- Extended Demographic Data
- Retrieve Patient Balances



## What information can we get?

- Address 1
- Chart Number
- City
- Date of Birth
- Email
- Ethnicity
- First Name
- Guarantor
- Home Phone
- Language
- Last Name
- Marital Status
- Mobile Phone
- Provider
- Race
- Sex
- Social Security Number
- State
- Work Phone
- Zip

## What information can we post?

- Address 1
- Address 2
- City
- Email
- Ethnicity
- First Name
- Home Phone
- Language
- Last Name
- Marital Status
- Mobile Phone
- Race
- Sex
- State
- Work Phone
- Zip



## What information can we get?

- Appointment Date
- Statement Life Cycle State
- Encounter Details
- Encounter ID
- Fee
- Adjustment
- Insurance Payment
- Insurance Balance
- Patient Payment
- Other Adjustment
- Patient Balance
- Adjudication Date
- Patient Responsibility Paid-up Date
- CPT
- CPT Description
- Fee
- Number of Units
- Service Item ID

## What information can we post?

- Patient Payment
- Patient Balance




# Appointment Details

## What information can we get?

- ID
- Start
- Duration
- Patient Alternate ID
- Physician ID
- Facility ID
- Facility Name
- Notes
- Status
- Modified
- Type
- Billable
- Department

## What information can we post?

- Status



## What information can we get?

- Name
- Document Type ID

## What information can we post?

- Name
- Date
- Document Type ID
- File Format
- Body

# Insurance Details

## What information can we get?

- Payer Name
- Group Number
- Policy Number
- Guarantor

